


Writing Your Own Short Story



Throughout the unit we have learned about all of the elements that make up a short story and the important role that each individual element plays. You have learned about plot, conflict, characters, setting, point of view, foreshadowing/irony and theme. You will use each of these elements effectively in the story you write.

In order to write your short story, you will go through a series of steps: Prewriting, Drafting and Revision. Each of these steps will build upon each other to lead to your final short story.

Criteria:

- ◆ Develop strong characters
- ◆ Dialogue that will help reveal the characters
- ◆ Setting – the time and location of the story
- ◆ Story is told from a specific point of view
- ◆ Plot, or series of events that leads to the climax
- ◆ Use either foreshadowing or irony
- ◆ Theme that is revealed by the story's end
- ◆ Write for a specific audience
- ◆ 3 page (minimum)
- ◆ Use correct grammar, punctuation, etc.
- ◆ Use appropriate language

Prewriting

Sometimes topics for short stories come quickly to writers. When that does not happen, writers must use various strategies to find ideas. If you are struggling for an idea, try sketching a character. Use your imagination to create your characters.

Gathering Details about Characters

Characters are the people, animals, alien life-forms, or other creatures that take part in the action of a narrative. Before you begin drafting, get to know the characters you will develop.

Use the chart below to create and examine 2 characters to learn who he, she, or it is. Decide your character's likes and dislikes, dreams and fears, and what others think of them.

Character	
Appearance	
Actions	
What the Character Says	
Thoughts	
Likes	
Dislikes	
Dreams	
Fears	
What Others Think of the Character	

Prewriting Rubric

Character # 1

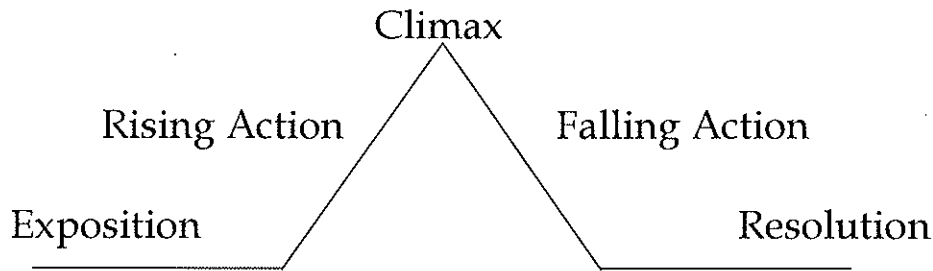
	3	2	1	0
Character Development (x2)	Successfully gave enough details to create a character	Gave details to create a character	Barely gave any details to create a character	Did not give details to create an effective character
Completeness	Filled in all spots on the chart	Filled in most spots on the chart	Did not fill in more than half of the spots	Did not fill in chart

Character # 2

	3	2	1	0
Character Development (x2)	Successfully gave enough details to create a character	Gave details to create a character	Barely gave any details to create a character	Did not give details to create an effective character
Completeness	Filled in all spots on the chart	Filled in most spots on the chart	Did not fill in more than half of the spots	Did not fill in chart

Drafting

Before you begin drafting your story, keep your central conflict in mind and shape your story around it. An effective plot has the following components:



You know what each part of plot is made up of from earlier assignments. You will have an easier time drafting your essay once you have identified each of these parts of plot in your story.

To get started:

- ◆ Create your own Plot Diagram.
- ◆ Fill in the events of your story from beginning to end
- ◆ Correctly identify which events are the 5 parts of plot
- ◆ Include details from your story

Once you are finished with your plot diagram, you may begin writing your rough draft. Use your plot diagram and character sketches in your writing process.

Plot Diagram Rubric

	3	2	1	0
Presentation	Plot diagram is neat, organized and easy to follow	Plot diagram is organized, can be followed	Plot diagram is unorganized, and can be followed with difficulty	Plot diagram is not legible
Events	Events are displayed in logical order	One event is not in logical order	Two or more events are not in logical order	Events are not given in logical order to the story
Parts of Plot	Successfully labeled and identified all parts of plot	Labeled and identified parts of plot with one error	Labeled and identified parts of plot with 2 or more errors	Did not label parts of plot on timeline
Details	Successfully gave enough details to enhance plot	Gave details to enhance plot	Barely gave any details to enhance plot	Did not give details to enhance plot

Revision

Now that you have written your rough draft, you will participate in a peer editing activity. For this activity you are to:

- ◆ Exchange papers with a partner; read through your partner's essay carefully
- ◆ Correct any grammatical errors as you read the essay
- ◆ When you are done, fill out the Rubric for Assessment
- ◆ Once the rubric has been completed pass it back to your partner and discuss the ratings you have given
- ◆ REMEMBER to provide constructive comments to your partner

Rubric for Assessment

Criteria	Not Very					Very
	1	2	3	4	5	
Does the main character undergo a change or learning experience?						
How well is the setting described?	1	2	3	4	5	
Are there clear plot events that lead to a climax?	1	2	3	4	5	
How clearly is the theme revealed?	1	2	3	4	5	
How effective is the descriptive language?	1	2	3	4	5	

Write your Own Short Story Rubric

	4	3	2	1
Audience/Purpose	Presents details targeted at a unique audience; successfully narrates the events of a story	Presents details suited to an audience; narrates the events of a story	Presents few details suited to an audience; some ideas conflict with narration of story	Supports no purpose; is not written for a specific audience
Plot (x2)	Presents events that create a clear narrative	Presents sequence of events	Presents a confusing sequence of events	Presents no logical order
Characters (x2)	Successfully goes in-depth with description; clearly covers all aspects of character	Goes in-depth with description; covers all aspects of character	Includes some description; covers some aspects of character	Does not go in-depth with description; does not cover all aspects of character
Point of View (x2)	Writes from a consistent point of view	Told from a specific point of view	Contains inconsistent points of view	Uses an inconsistent point of view
Dialogue & Elaboration (x2)	Contains details that provide insight to character; contains dialogue that reveals characters and furthers the plot	Contains details and dialogue that develop characters	Contains characters and setting; contains some dialogue	Contains few or no details to develop characters or setting; no dialogue provided
Grammar	Contains no errors in grammar, punctuation and spelling	Contains few errors in grammar, punctuation, and spelling	Contains some errors in grammar, punctuation, and spelling	Contains many errors in grammar, punctuation, and spelling
Use of Language	Uses fresh word choice and tone to reveal story's setting and character	Uses interesting and fresh word choices	Uses clichés and unoriginal expressions	Uses uninspired word choices
Page Length	Meets required page length	-----	-----	Does not meet required page length

Story Diagram Template

Climax:

10 _____

9 _____

8 _____

7 _____

6 _____

5 _____

4 _____

3 _____

2 _____

1 _____

Rising Action

Falling Action

11 _____

12 _____

13 _____

14 _____

Resolution:

Exposition

Protagonist:

Antagonist:


Setting – Time:

Setting – Place:

Internal Conflict:

External Conflict:

Story Diagram _____



Creative Writing Prompts

1. You're digging in your garden and find a fist-sized nugget of gold.
2. Write about something ugly — war, fear, hate, or cruelty—but find the beauty (silver lining) in it.
3. The asteroid was hurtling straight for Earth...
4. A kid comes out of the school bathroom with toilet paper dangling from his or her waistband.
5. Write about your early memories of faith, religion, or spirituality; yours or someone else's.
6. There's a guy sitting on a park bench reading a newspaper...
7. Write a poem about a first romantic (dare I say: sexual) experience or encounter.
8. He turned the key in the lock and opened the door. To his horror, he saw...
9. Silvery flakes drifted down, glittering in the bright light of the harvest moon. The blackbird swooped down...
10. The detective saw his opportunity. He grabbed the waitress's arm and said...
11. There are three children sitting on a log near a stream. One of them looks up at the sky and says...
12. There is a magic talisman that allows its keeper to read minds. It falls into the hands of a young politician...
13. And you thought dragons didn't exist...
14. Write about nature. Include the following words: hard drive, stapler, phone, car, billboard.
15. The doctor put his hand on her arm and said gently, "You or the baby will survive. Not both. I'm sorry."
16. The nation is controlled by...
17. You walk into your house and it's completely different — furniture, decor, all changed. And nobody's home.
18. Write about one (or both) of your parents. Start with "I was born..."
19. The most beautiful smile I ever saw...
20. I believe that animals exist to...
21. A twinkling eye can mean many things. Start with a twinkle in someone's eye and see where it takes you.
22. Good versus evil. Do they truly exist? Are there gray areas? Do good people do bad things?
23. Write about your body.
24. Have you ever been just about to drift off to sleep only to be roused because you spontaneously remembered an embarrassing moment from your past?
25. Get a package of one of your favorite canned or boxed foods and look at the ingredients. Use every ingredient in your next piece of writing.



